

DUALTECH 420

AUTOMATIC SPRAY MACHINE




"Dualtech 420 DB DRY".


DUALTECH 420



Paint recovery.



Belt cleaning.



Piece reading.



Belt cleaning system combined with paper-based system.



Paper unwinding.

AUTOMATIC SPRAY MACHINE



“Dualfast”.



Suction turret.

All “Dualtech” spray machines have in common is the top quality of key technical features, including **two opposing painting arms** and a large cabin which guarantees an optimal application on both the panel’s surface and edges.

Other noteworthy features are the **technology to recover paint** from the conveyor belt and the latter’s **cleaning system**, unequalled solutions in terms of extremely low washing solvent consumption, a longer belt service life and a very simple operation.

All “Dualtech” machines can be fitted with accessories and technological solutions to further increase their flexibility, productivity and reliability. This includes the **“Dualfast”**, the system that allows you to change guns – and hence the spraying circuit – in less than 60 seconds, thereby maintaining optimal working conditions; the option of the PLC controlled **vertical positioning system** of the guns also guarantees excellent painting cycle repeatability; the electronic control for the ventilation inside the spray chamber which is required for extending the efficiency and operating time of the spray machine.


All versions are available with a “Dry” or “Wet” **solid particulate disposal system**.

GiardinaGroup presents “**Dualtech 420**”, the brand new automatic spray machine can apply stains, pigmented and clear coatings on all smooth or shaped surfaces.

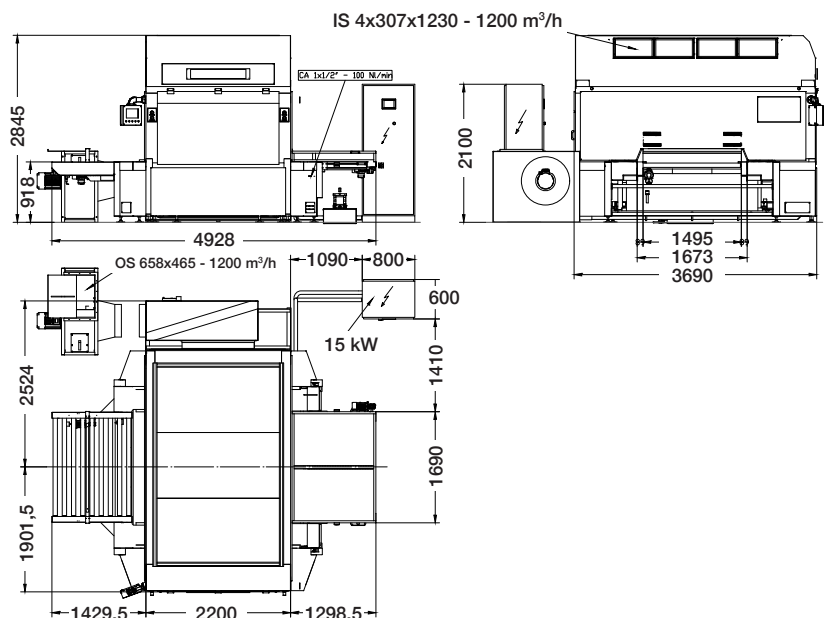
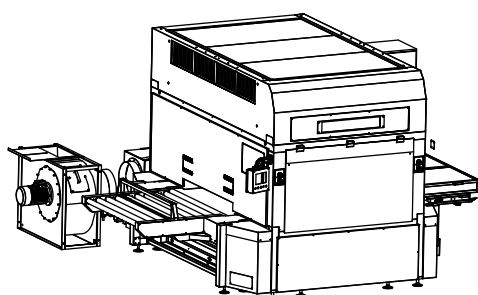
The perfect synthesis of 50 years of experience in spray painting focuses on quality, reliability, flexibility, technological innovation and ease of use.

The “**Dualtech 4**” series has been designed and built for a large market segment. It guarantees excellent results for “medium-sized” productivity and is available both with the **self-cleaning belt** and the **paper conveyor** or in the “**Double**” version that accommodates both solutions.

A range that over the years has been expanded with a number of models – brought together in the “**5**”, “**6**” and “**8**” series – and turned into an actual “system” acclaimed by companies all over the world. It can tackle **any spray painting issue**, even for very large volumes, in terms of quality, productivity, flexibility and sustainability.



“DUALTECH 420” DIMENSIONS



AVAILABLE VERSIONS

"DUALTECH 420 SB DRY"

Self-cleaning belt with DRY disposal.

"DUALTECH 420 SB WET"

Self-cleaning belt with WET disposal.

"DUALTECH 420 DB DRY"

Option of using a self-cleaning belt or a paper one.

"DUALTECH 420 DB WET"

Option of using a self-cleaning belt or a paper one.

"DUALTECH 420 SBC DRY"

PVC belt protected with a paper belt.

"DUALTECH 420 SBC WET"

PVC belt protected with a paper belt.



"DUALTECH 420 3D VIDEO"



"DUALTECH 420 VIDEO"



"DUALTECH 420 ONLINE"